

STANDARD SPECIFICATIONS

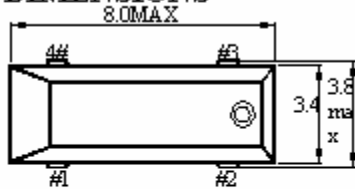
Frequency Range	30.000KHz ~ 100.000KHz
Frequency Tolerance (25 °C)	± 50 ppm Standard (see Crystal Part Number Guide for more details)
Load Capacitance (CL)	12.5 pF Standard (see Crystal Part Number Guide for more details)
Shunt Capacitance (Co)	0.8 pF to 1.7pF, Typical
Motional Capacitance	0.001 pF to 0.004pF, Typical
Equivalent Series Resistance (E.S.R.)	50 kΩ max
Quality Factor	50000 min
Turnover Temperature	+25 °C ± 5 °C
Aging	First year : ± 5ppm max at +25 °C
Drive Level	1.0μW max
Parabolic Curvature Constant	-0.034 ppm/ °C ² , Typical
Reflow Soldering Condition	10 seconds max at +260 °C
Shock	± 5ppm max
Vibration	± 5ppm max
Operating Temperature Range	-40 °C to +85 °C Standard (see Crystal Part Number Guide for more details)
Storage Temperature Range	-55 °C to +125 °C Standard
Holder Type	QPM25A

Ordering Instructions (see Crystal Part Number Guide for more details)

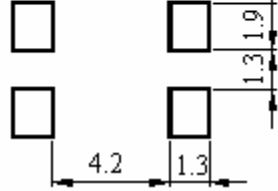
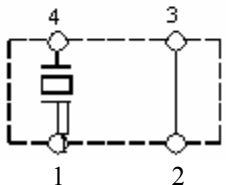
Example: QVS Part # = QPM25A-2XDF12.5-32.768KHz

±50ppm(@ 25°)	See Graph	-40°C~+85°C	Mode	Load Cap.	Freq.
QPM25A- 2	X	D	F	12.5pF	-32.768 KHz

DIMENSIONS

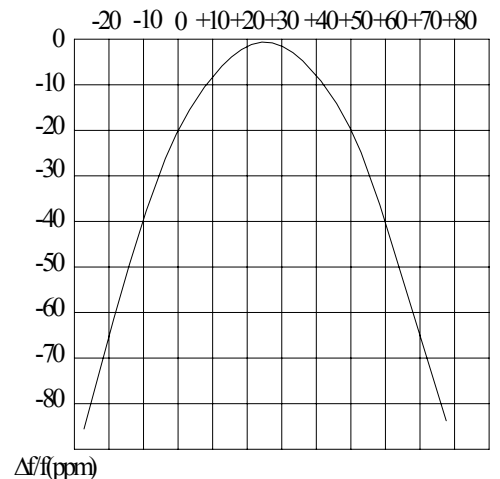


RECOMMENDED PAD LAYOUT



X-CUT

Temperature(°C)



TYPICAL TEMPERATURE CHARACTERISTICS

QVS TECH INC

6965 El Camino Real, Ste 105 Carlsbad, CA 92009 Phone: 760-929-8677 Fax: 760-929-8077

email: sales@qvstech.com

Specifications subject to change without notice (Rev A)