



QVS15/QVS26/QVS38 Series

Thru-Hole Watch Crystals

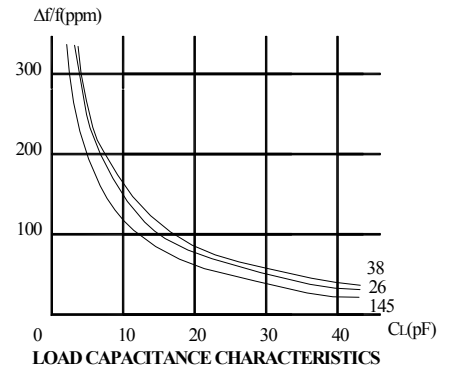
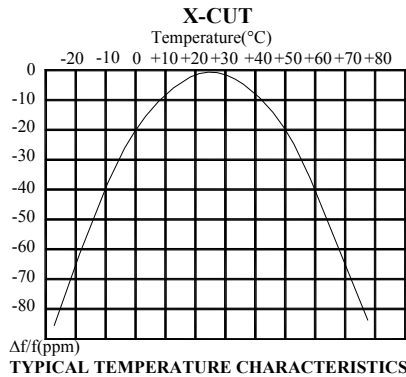
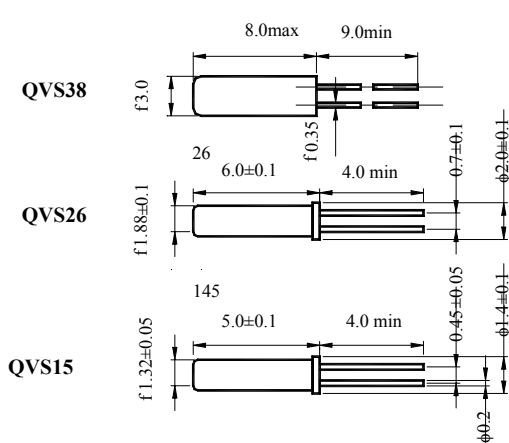
STANDARD SPECIFICATIONS

Holder Type	QVS38 (3×8mm)	QVS26 (2×6mm)	QVS15 (1.4×5mm)
Nominal Frequency	32.768KHz		
Frequency Tolerance (25 °C)	±50 ppm Standard (see Crystal Part Number Guide for more details)		
Load Capacitance	12.5 pF Standard (see Crystal Part Number Guide for more details)		8.0 pF Standard (see Crystal Part Number Guide for more details)
Series Resistance	35 kΩ max	35 kΩ max	40 kΩ max
Drive Level	1.0μW max		
Quality Factor	50000 min	50000 min	40000 min
Turnover Temperature	+25 °C ± 5°C		
Parabolic Curvature Constant	-0.04 ppm/ °C ² , Typical		
Shunt Capacitance	1.6 pF, Typical	1.35pF, Typical	1pF, Typical
Capacitance Ratio	460, Typical	450, Typical	400, Typical
Motional Capacitance	0.0035pF, Typical	0.003pF, Typical	0.0025pF, Typical
Aging	±3 ppm max per year		
Operating Temperature Range	-10 °C to +60 °C Standard (see Crystal Part Number Guide for more details)		
Storage Temperature Range	-40 °C ~+85 °C Standard		
Shock	±5ppm max (Three drops from a height of 75cm onto hardwood)		
Vibration	±3ppm max		

Ordering Instructions (see Crystal Part Number Guide for more details)

Example: QVS Part # = QVS26-2XBF12.5-32.768 KHz

	±50ppm(@ 25°)	X-cut	-10°C~+60°C	Fundamental	Load Cap.	Freq.
QVS26 -	2	X	B	F	12.5pF	-32.768 KHz



QVS TECH INC

6965 El Camino Real, Ste 105 Carlsbad, CA 92009 Phone: 760-929-8677 Fax: 760-929-8077

email: sales@qvstech.com

Specifications subject to change without notice (Rev A)